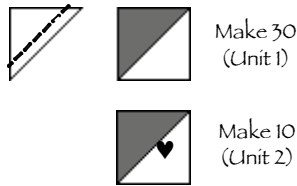
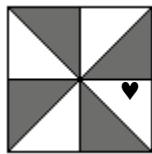
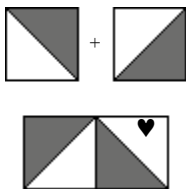




Fabric Key	Swatch	Style No.	Cutting Directions	Yardage
10		6551-01	Cut 2 strips $37/8$ " wide, and cut into 12 squares $37/8$ " x $37/8$ ". Cut each square once on the diagonal.	$3/8$ yd
11		6546-03	Cut 2 strips $37/8$ " wide, and cut into 12 squares $37/8$ " x $37/8$ ". Cut each square once on the diagonal.	$3/8$ yd
12		6550-02	Cut 6 strips $27/8$ " wide and cut into 75 squares $27/8$ " x $27/8$ ". Cut each square once on the diagonal. Cut 8 strips 2" wide.	$11/2$ yds
14		6547-03	Binding	$11/4$ yds
14		6553-02	Suggested Backing	9 yds

Pinwheel Block Construction

- To make pinwheel block place a $37/8$ " triangle of fabric 1 right sides together with a $37/8$ " triangle of fabric 4 and sew as illustrated. Open the square. Press the seam open. Make 30 of unit 1.
- Place a $37/8$ " triangle of fabric 3 right sides together with a $37/8$ " triangle of fabric 4. Sew and press as illustrated in step 1.
- Using 3 of unit 1 and 1 of unit 2, sew a pinwheel block together as illustrated.



Block A
Make 10

Following steps 1-3 make the following pinwheel blocks.

Block B	Using fabrics 1 and 5 make 36 of unit 1. Sew 9 of block B together using 4 of unit 1. This block does not contain a unit 2.
Block C	Using fabrics 1 and 6 make 32 of unit 1. Sew 8 of block C together using 4 of unit 1. This block does not contain a unit 2.
Block D	Using fabrics 1 and 7 make 20 of unit 1. Sew 5 of block D together using 4 of unit 1. This block does not contain a unit 2.
Block E	Using fabrics 1 and 8 make 42 of unit 1. Using fabrics 3 and 8 make 14 of unit 2. Sew 14 of block E together using 3 of unit 1 and 1 of unit 2.
Block F	Using fabrics 1 and 9 make 32 of unit 1. Sew 8 of block F together using 4 of unit 1. This block does not contain a unit 2.
Block G	Using fabrics 1 and 10 make 20 of unit 1. Using fabrics 3 and 10 make 4 of unit 2. Sew 2 of block G together using 4 of unit 1. Sew 4 of block G together using 3 of unit 1 and 1 of unit 2.
Block H	Using fabrics 1 and 11 make 24 of unit 1. Sew 6 of block H together using 4 of unit 1. This block does not contain a unit 2.