











Getting Started

Designed by Susan Branch • Instructions by Margrit Hall

Quilt Size: 86" x 92"

All Seams are 1/4" – All strips are cut the width of the fabric unless otherwise stated – Seams are pressed open unless instructed otherwise.

Fabric Key	Swatch	Style No.	Cutting Directions	Yardage
1		6547-01	<p>From the 6 yards of fabric 1 cut off a 2 3/4 yd. (99") length. </p> <p>Cut 4 strips 4" x 99" (length of fabric). Cut 4 strips 1 1/2" x 99". Cut 4 strips 2 1/2" x 99". Cut 2 strips 2 7/8" x 99", and cut into 62 squares 2 7/8" x 2 7/8". Cut each square once on the diagonal.</p> <p>From the remainder of 6 yards of fabric 1 cut all strips the width of fabric. Cut 1 strip 2 7/8" wide, and cut into 13 squares 2 7/8" x 2 7/8". Cut each square once on the diagonal. Cut 25 strips 3 7/8" wide, and cut into 250 squares 3 7/8" x 3 7/8". Cut each square once across the diagonal.</p>	6 yds
2		6548-03	<p>Cut 14 strips 3 7/8" wide, and cut into 132 squares 3 7/8" x 3 7/8". Cut each square once on the diagonal.</p>	1 3/4 yds
3		6544-01	<p>Cut 2 strips 3 7/8" wide, and cut into 14 squares 3 7/8" x 3 7/8". Cut each square once on the diagonal.</p>	3/8 yd
4		6551-04	<p>Cut 2 strips 3 7/8" wide, and cut into 20 squares 3 7/8" x 3 7/8". Cut each square once on the diagonal.</p>	3/8 yd
5		6548-06	<p>Cut 2 strips 3 7/8" wide, and cut into 18 squares 3 7/8" x 3 7/8". Cut each square once on the diagonal.</p>	3/8 yd
6		6551-02	<p>Cut 2 strips 3 7/8" wide, and cut into 16 squares 3 7/8" x 3 7/8". Cut each square once on the diagonal.</p>	3/8 yd
7		6548-02	<p>Cut 1 strips 3 7/8" wide, and cut into 10 squares 3 7/8" x 3 7/8". Cut each square once on the diagonal.</p>	3/8 yd
8		6549-04	<p>Cut 3 strips 3 7/8" wide, and cut into 28 squares 3 7/8" x 3 7/8". Cut each square once on the diagonal.</p>	3/8 yd
9		6546-02	<p>Cut 2 strips 3 7/8" wide, and cut into 16 squares 3 7/8" x 3 7/8". Cut each square once on the diagonal.</p>	3/8 yd