

Medallion Extensions Bands

From Fabric #2:

Cut (2) 14" x 14" squares, then cut squares twice diagonally to make (8) large triangles. You will only be using 6 of these triangles. Discard the other two.

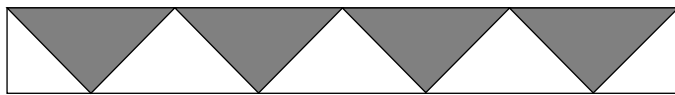
Cut (2) 7 $\frac{1}{4}$ " x 7 $\frac{1}{4}$ " squares, then cut squares once diagonally to make (4) small triangles.

From Fabric #6:


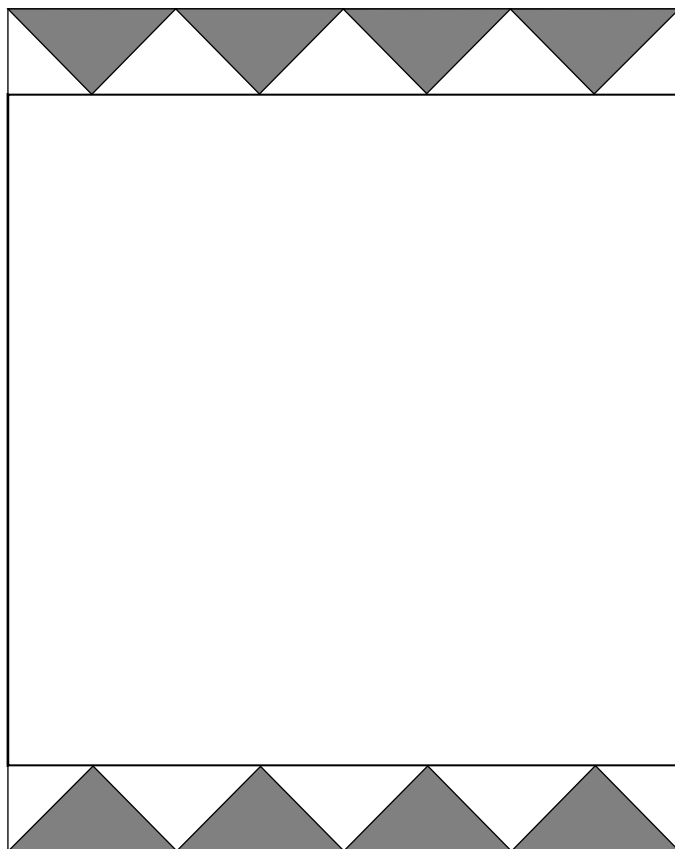
Cut (2) 14" x 14" squares, then cut squares twice diagonally to make (8) triangles.

Making The Bands: Make 2

Sew the large triangles together, as illustrated, adding a small triangle to each end. Press all seams toward **Fabric #6**.



Sew one panel to one side of the center medallion and the other to the opposite side, as illustrated. Press seams toward the panels.



Side Border

From Fabric #7:

Cut (4) 2 $\frac{1}{2}$ " strips across wof. Sew 2 strips together, end to end, using a diagonal seam, as illustrated above. Press seam open. Repeat with remaining 2 strips.

Cut these long strips to measure 64 $\frac{1}{4}$ " long. Sew one strip to each side of the quilt. Press seam towards the border. Note: should any adjustment need to be made to fit borders, then adjust measurements to the center panel and not the borders, otherwise the outer blocks will not fit.

Top & Bottom Borders

Using the same **Fabric #7**, cut (3) 3" strips across wof. Sew these together, end to end. Cut this long strip into 2 strips 55 $\frac{1}{2}$ " long. Sew one strip to the top and one to the bottom of the quilt. Press seam towards the border.

Outer Leaf Blocks (Finished block: 9 $\frac{3}{4}$ " plus seams): Make 11 each Fabric #1 and Fabric #3 leaf blocks

From Fabric #1 (as you did in the beginning):

Cut (33) 3 $\frac{3}{4}$ " x 3 $\frac{3}{4}$ " squares.

Cut (22) 4 $\frac{1}{8}$ " x 4 $\frac{1}{8}$ " squares, then cut squares diagonally to make (44) large triangles.

Cut (11) stems, using **Template B**

From Fabric #3:

Cut all the same pieces that you just cut from **Fabric #1**.

From Fabric #2:

Cut (22) 3 $\frac{3}{4}$ " x 3 $\frac{3}{4}$ " squares.

Cut (44) 4 $\frac{1}{8}$ " x 4 $\frac{1}{8}$ " squares, then cut squares diagonally to make (88) large triangles.

Cut (22) 3 $\frac{5}{8}$ " x 3 $\frac{5}{8}$ " squares, then cut squares diagonally to make (44) small triangles.

Following the sewing instructions for the center leaf blocks, make (11)

Fabric #1 and (11) **Fabric #3** leaf blocks.