

Trip Around the World

Instructions by Mary Worrall

Fabric Requirements (based on 40" of usable fabric)

See **Fabric Requirement Chart**.

Cutting:

Fabric 1: Cut 1- 2" square.

Fabric 2: Cut 1- 2" strip. Cut into 4- 2" squares.

Fabrics 3-10: Cut 2- 2" strips from each fabric.

Fabrics 11-18: Cut 4- 2" strips from each fabric.

Fabrics 19-26: Cut 5- 2" strips from each fabric.

Fabrics 27-34: Cut 7- 2" strips from each fabric.

Sewing:

Use 1/4" seam allowance.

- You start by creating strata, or sets of fabric strips. There are four sets of strata (A, B, C, D), each consisting of eight strips of fabric. (See **Diagram 2**) To avoid distorting your strips, begin by creating smaller units.

Diagram 1

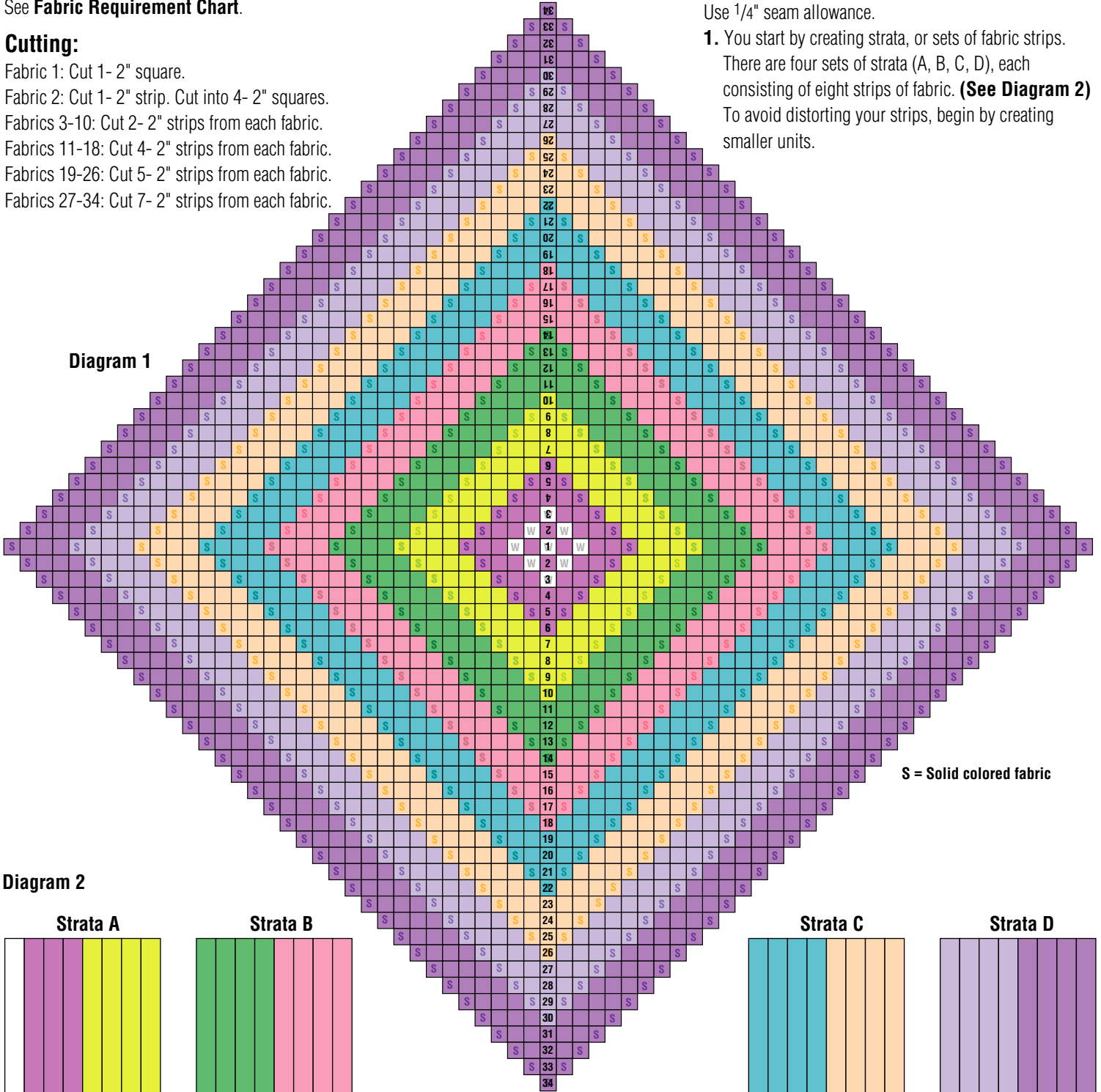
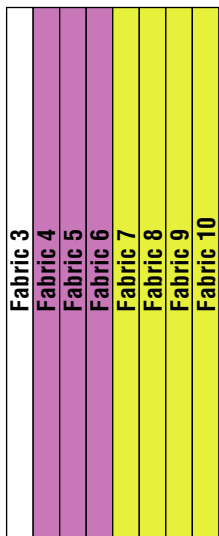



Diagram 2

Strata A



Make 2

Strata B




Make 4

Strata C



Make 5

Strata D



Make 7

Strata A:

Fabrics 3-10. Make 2 strata.

Strata B:

Fabrics 11-18. Make 4 strata.

Strata C:

Fabrics 19-26. Make 5 strata.

Strata D:

Fabrics 27-34. Make 7 strata.

S = Solid colored fabric