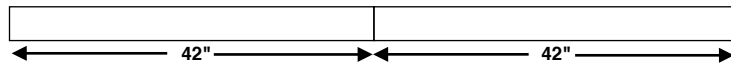


Border Instructions

First border

Cut 8 - 2¹/₂" wide strips of Fabric 7. Sew 2 of the strips together end to end. Repeat to make 4 long strips.

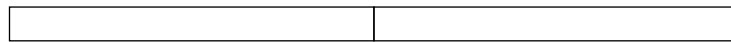


Make 4 long strips

Cut 2 strips down to 58¹/₂". Sew 1 to the top of the quilt and 1 to the bottom of the quilt. Cut 2 strips down to 62¹/₂". Sew 1 to each side of the quilt. If your measurements for the quilt body are different, cut the strips to your measurements.


Second border

Cut 8 - 6¹/₂" wide strips. Sew 2 of the strips together end to end. Repeat to make 4 long strips.



Make 4 long strips

Cut 2 strips down to 62¹/₂". Sew 1 to the top of the quilt and 1 to the bottom of the quilt. Cut 2 strips down to 74¹/₂". Sew 1 to each side of the quilt. If your measurements for the quilt body are different, cut the strips to your measurements.



Fabric Requirement Chart

Fabric Swatch	Fabric #	QP #	Style #	Description	Yardage□□
	1	QP 102	1535-2	Mint Etch	1/8 yd
	2	QP 103	2767-1	Celedon Paisley	1/4 yd
	3	QP 105	4002-1	Apple Green Aster	1/4 yd
	4	QP 109	2767-12	Forest Paisley	3/8 yd
	5	QP 110	4002-2	Spruce Aster	3/8 yd
	6	QP 112	3300-1	Mediterranean Boxwood	3/4 yd
	7	QP 117	2767-2	Wedgewood Paisley	1 1/2 yds (Includes 1 st Border)
	8	QP 120	2770-1	Royal Feather	5/8 yd
	9	QP 123	3302-1	Sapphire Rose	2 1/8 yds (Includes 2 nd Border)
	10	QP 133	4004-1	Eggplant Primrose	1/4 yd
	11	QP 137	2266-8	Turkey Red Pinecone	1/2 yd
	12	QP 138	2770-3	Ruby Feather	1 1/4 yds (Includes Binding)
	13	QP 140	3302-3	Carmine Rose	3/8 yd
	14	QP 162	4002-5	Ocher Aster	1/4 yd
	15	QP 195	4002-6	Magenta Aster	1/4 yd
	16	QP245	3300-3	Mulberry Boxwood	1/4 yd
	17	QP 246	2654-12	Mayflower Coral Bells	1/8 yd
	18		3074-33	Black Millennium Marble	2 1/4 yds
	Backing	QP 123*	3302-1	Sapphire Rose	4 3/4 yds

*Style is repeated