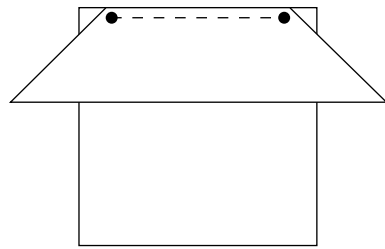
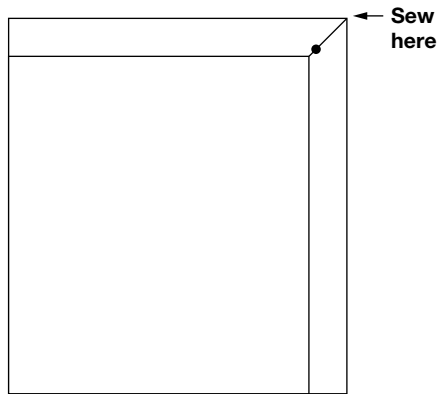



Match the center of the border to the center of your quilt. Pin the border to the quilt. Sew the border to the quilt (do not sew through the seam allowance).



Sew miters last, carefully matching design motifs. Sew to the dot (do not sew through seam allowances). See pattern cover for illustration of completed borders.



Somerset quilt, alternate colorway



Fabric Requirements

Fabric #	Pink - Teal		Teal - Gold/Brown		Yardage
	Fabric Swatch	Style #	Fabric Swatch	Style #	
1		4896-1		4899-2	3/8
2		4898-22		4898 -22	1/4
3		4895-11		4898-11	1/4
4		4899-1		4896-11	3/8
5		4898-1		4896-12	1/2
6		1702-10		4896-2	1/2
7		4897-1		4895-21	1/4
8		4896-11		4897-2	1/4
9		4896-12		4898-21	1/2
10		4896-2		4896-21	1/2
11		4895-1		4895-3	1
12		4900-1		4900-2	5 3/4
Fabric 2 2nd Border		4898-22		4896-2	2 1/8
Fabric 3 Backing		4895-11		4895-21	5