
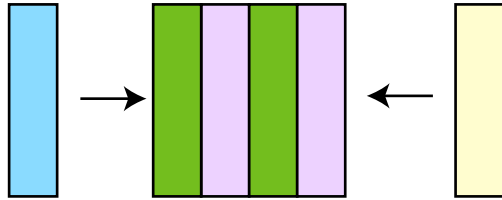


Sew two small strip sets together by sewing the Fabric 5 strip from one small strip set to the Fabric 6 strip of another small strip set. Repeat 7 times for a total of 8 large strip sets.

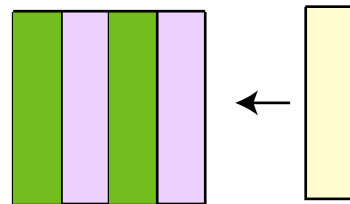


To make strip set 1, sew a 1 3/4" Fabric 2 strip to the Fabric 5 side and a 1 3/4" Fabric 3 strip to the Fabric 6 side of a large strip set as shown below.

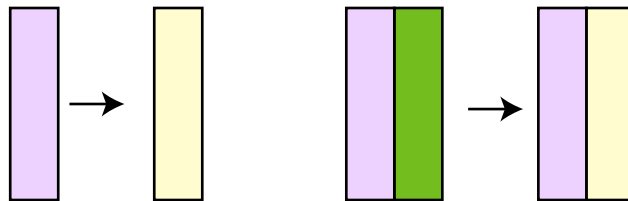
Make 4.



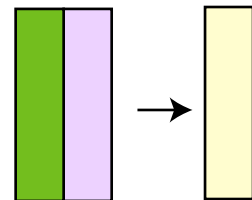
To make strip set 2, sew a 1 3/4" Fabric 3 strip to the Fabric 6 side of a large strip set as shown below. Make 4.



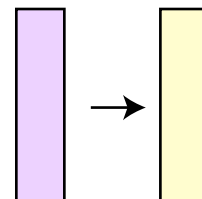
To make strip set 3, sew a 1 3/4" Fabric 3 strip to a Fabric 6 strip. Sew this unit to the Fabric 5 side of a small strip set as shown below. Make 4.



To make strip set 4, sew a 1 3/4" Fabric 3 strip to the Fabric 6 side of a small strip set as shown below. Make 4.



To make strip set 5, sew a 1 3/4" Fabric 3 strip to a 1 3/4" fabric 6 strip as shown below. Make 4.



From each strip set, cut 20 units 1 3/4" wide. Assemble the strip sets as shown in Diagram 1 to make the second half-block units. Make 80. Trim each half-block as shown in Diagram 2 to make the unit into a triangle.