

SOFT ILLUSIONS

Designed by Cathryn Tallman-Evans

Finished quilt size 80" X 95" Finished block size 7 1/2" x 7 1/2"

All strips are to be cut crosswise on the grain of the fabric (width of the fabric) unless otherwise noted.


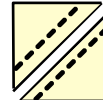
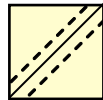
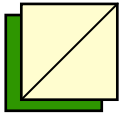
Yardage is calculated for 42" wide fabric.

Carefully trim off all selvages. Please read the pattern carefully before you begin.

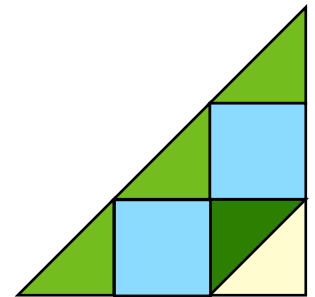

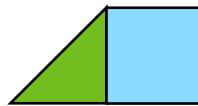
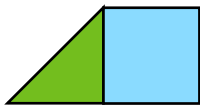

Fabric #	Style #	Colorway 1 (Blue) Fabric Cutting Directions
1	5384-1	Cut 9 strips 8" wide. Set aside for outer border.
2	5385-1	Cut 13 strips 3" wide. From each strip, cut 13 squares 3" x 3". Cut 4 strips 1 3/4" wide.
3	5390-32	Cut 4 strips 3 3/8" wide. From each strip, cut 13 squares 3 3/8" x 3 3/8". Cut 24 strips 1 3/4" wide. From each of four strips, cut 20 squares 1 3/4" x 1 3/4"
4	5390-12	Cut 4 strips 3 3/8". From each strip, cut 10 squares 3 3/8" x 3 3/8".
5	5392-21	Cut 10 strips 3 3/8" wide. From each strip, cut 12 squares 3 3/8" x 3 3/8". Cut each square once from corner to corner on the diagonal to make a total of 240 triangles. Cut 24 strips 1 3/4" wide. Cut 8 strips 3" wide. Set aside for the inner border. Cut 9 strips 2 1/4" wide. Set aside for binding.
6	5392-11	Cut 32 strips 1 3/4" wide.
7	5389-1	Backing Fabric

To Make the Blocks

Draw a line from corner to corner on the diagonal on the wrong side of each Fabric 3 square. Right sides together, layer a Fabric 3 square with a Fabric 4 square. Sew 1/4" from either side of the marked line as shown. Cut apart on the marked line. Press the seam toward the darker fabric. Repeat 79 times for a total of 80 units.



Sew a Fabric 5 triangle to a Fabric 2 square as shown. Press the seam toward the square. Repeat 159 times for a total of 160 units. To 80 of these units, sew a cream/green square as shown. Assemble the parts for the first half-block as shown:



Sew a 1 3/4" Fabric 5 strip to a 1 3/4" Fabric 6 strip. Press the seam toward the Fabric 6 strip. Repeat 23 times for a total of 24 small strip sets.

