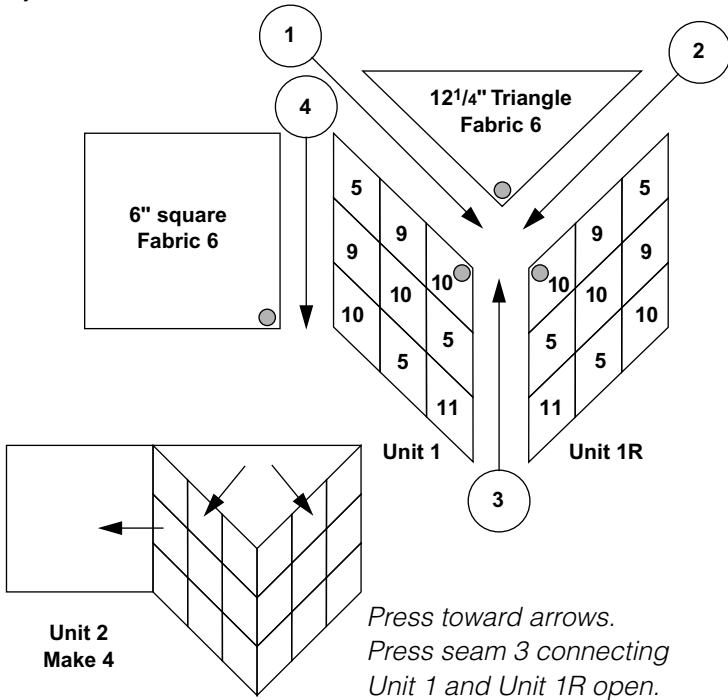
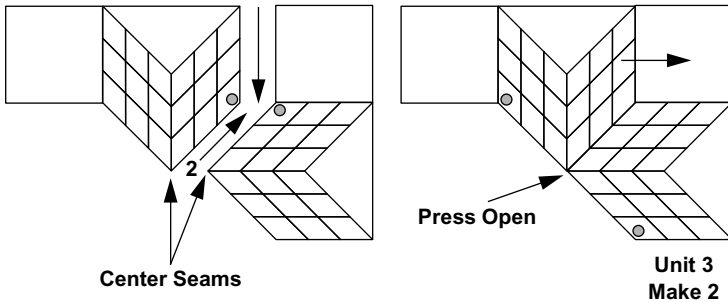


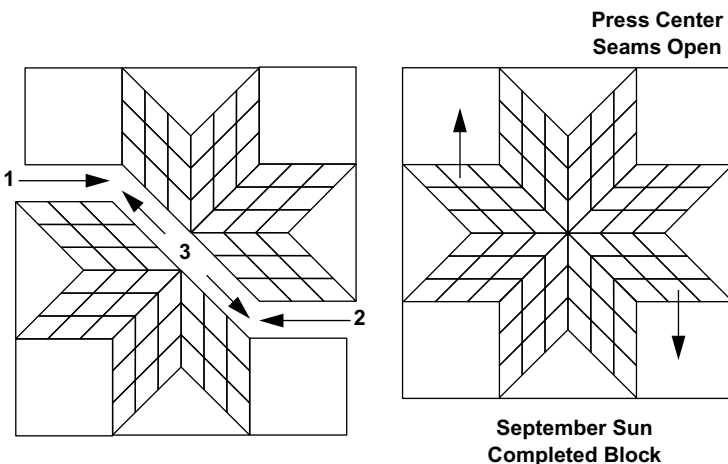
Sew star points together as illustrated. Do not stitch through seam allowances where indicated by dots. Always backstitch at dots. Sew in sequence as numbered and indicated by the arrows.



Sew two Unit 2's together to make Unit 3. Pin to make sure the center seams align perfectly. Press toward arrows.



Sew two Unit 3's together to make a completed block. Pin to make sure the center seams align perfectly. Press seams toward the direction of the arrows.



Border Cutting and Construction

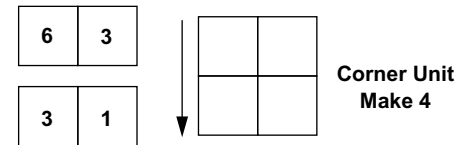
If your quilt measurements are different than those listed cut border pieces to fit your measurements.

1st Border

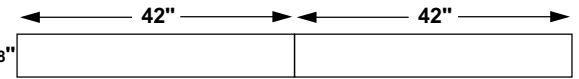
Fabric Cutting Directions

Fabric #	Description	Cutting
1	Nile Pansy	Cut 1 - 2 ³ / ₈ " wide strip, Cut into 4 - 2 ³ / ₈ " squares
3	Copen Tapestry	Cut 1 - 2 ³ / ₈ " wide strip, Cut into 8 - 2 ³ / ₈ " squares
6	Midnight Marble	Cut 1 - 2 ³ / ₈ " wide strip, Cut into 4 - 2 ³ / ₈ " squares Cut 8 - 4 ¹ / ₈ " wide strips

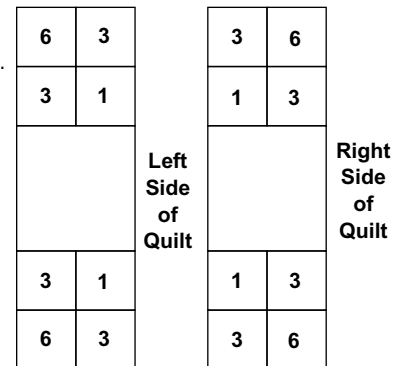
To make 1st border corner units, sew a 2³/₈" square of Fabric 6 to a 2³/₈" square of Fabric 3. Sew a 2³/₈" square of Fabric 3 to a 2³/₈" square of Fabric 1. Sew a Fabric 6/3 to a Fabric 3/1 to form a corner unit. Press in the direction of the arrows.



Sew 2 - 4¹/₈" x 42" strips together to make one long strip. Make 4.



Cut all 4 of the long strips down to measure 66¹/₂" long. Sew a strip to the top and bottom of the quilt. Sew a corner unit to the top and bottom of the remaining 2 strips, making sure the color placement is correct. Sew to sides of quilt.



2nd Border (Fabric 10)

Cut 8 - 17⁷/₈" wide strips. Sew 2 - 17⁷/₈" x 42" strips together to make one long strip. Make a total of 4 long strips. Cut 2 of the long strips down to measure 17⁷/₈" x 73³/₄" long. Sew to top and bottom of quilt. Cut remaining two strips down to measure 17⁷/₈" x 76¹/₂" and sew to the sides of the quilt.

3rd Border (Fabric 6)

Cut 9 - 5¹/₂" wide strips. Cut one of the 5¹/₂" x 42" strips in half to make 2 - 21" half strips. Sew 2 - 5¹/₂" x 42" strips together to make one long strip. Make 2 total. Cut down to measure 5¹/₂" x 76¹/₂". Sew to the top and bottom of the quilt. Cut one of the 5¹/₂" x 42" strips in half to make 2 - 5¹/₂" x 21" strips. Sew 2 - 5¹/₂" x 42" and 1 - 5¹/₂" x 21" strips together to make one long strip. Cut down to 86¹/₂" and sew to the side of the quilt.

