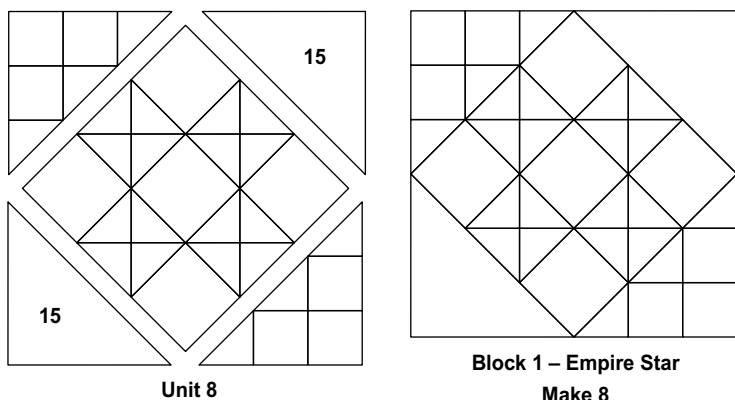


Sew a Unit 8 to opposite sides of a Unit 6, and then sew a $6\frac{3}{8}$ " triangle of Fabric 15 to the remaining two sides. *Press seams open.*



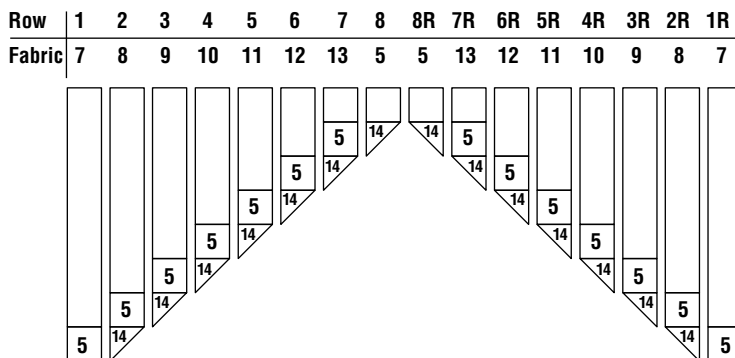
Block 2 & 2R (Reverse) - Dominion Steps
(11" Finished) **Make 4 & 4R**

Fabric Cutting Directions

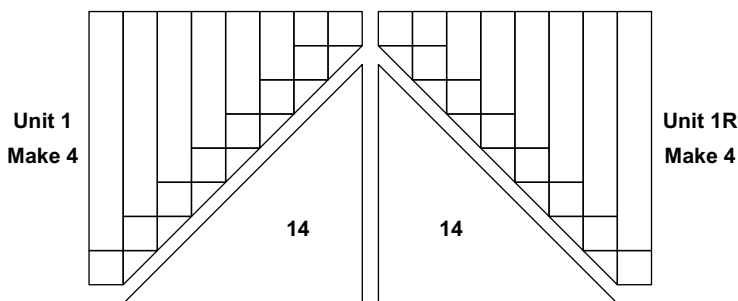
Fabric #	Description	Cutting
13	Peony Feather	Cut 1 - $17\frac{7}{8}$ " wide strip, Cut into 8 - $17\frac{7}{8}$ " squares
12	Carmine Rose	Cut 1 - $17\frac{7}{8}$ " wide strip, Cut into 8 - $17\frac{7}{8}$ " x $3\frac{1}{4}$ " rectangles
11	Cherry Fern	Cut 1 - $17\frac{7}{8}$ " wide strip, Cut into 8 - $17\frac{7}{8}$ " x $4\frac{5}{8}$ " rectangles
10	Ruby Feather	Cut 2 - $17\frac{7}{8}$ " wide strips, Cut into 8 - $17\frac{7}{8}$ " x 6" rectangles
9	Turkey Red Pinecone	Cut 2 - $17\frac{7}{8}$ " wide strips, Cut into 8 - $17\frac{7}{8}$ " x $7\frac{3}{8}$ " rectangles
8	Garnet Rose	Cut 2 - $17\frac{7}{8}$ " wide strips, Cut into 8 - $17\frac{7}{8}$ " x $8\frac{3}{4}$ " rectangles
7	Eggplant Primrose	Cut 3 - $17\frac{7}{8}$ " wide strips, Cut into 8 - $17\frac{7}{8}$ " x $10\frac{1}{8}$ " rectangles
5	Black Eyelash	Cut 3 - $17\frac{7}{8}$ " wide strips, Cut into 64 - $17\frac{7}{8}$ " squares
14	Alabaster Marble	Cut 2 - $21\frac{1}{4}$ " wide strips, Cut into 28 - $21\frac{1}{4}$ " squares Cut once on diagonal to make 56 triangles Cut 1 $10\frac{1}{2}$ " wide strip, Cut into 4 - $10\frac{1}{2}$ " squares Cut once on diagonal to make 8 triangles

Block 2 & 2R Construction

Sew a $17\frac{7}{8}$ " square of Fabric 5 to the end of each of Fabrics 7, 8, 9, 10, 11, 12, & 13. Layout as illustrated. Sew a $21\frac{1}{4}$ " triangle of Fabric 14 to the end of strip sets 2 - 8 and 2R - 8R. Fabric 14 triangles are mirror images. Be sure to sew on correctly. *Press seams open.*



Sew strip sets 1 - 8 together, and strip sets 1R - 8R together. Make four each of strip sets 1- 8 and four each of strip sets 1R - 8R to make four Unit 1's and four Unit 1R's. *Press seams open.*



Sew a $10\frac{1}{2}$ " triangle of Fabric 14 to each Unit 1 and each Unit 1R to make a complete Dominion Steps Block. *Press toward the direction of the arrows.*

