




















Patagonia

Designed by Jinny Beyer • Instructions by Mimi Shimp

Finished Quilt Size: 52" x 52" • Finished Block Size: 9"

All seams are 1/4" – All strips are cut the width of the fabric, except as instructed otherwise - carefully trim all selvages

Fabric Requirements and Cutting Instructions

Fabric Number for Placement in Paper Pieced Block	Fabric Swatch	Style#	Cutting Directions	Yardage
1		5748-2	Cut 1 strip 1 1/4" wide. Cross-cut 8 squares 1 1/4" x 1 1/4".	1/8 yd
2, 3		5866-5	Cut 2 strips 1 1/2" wide. Cross-cut 32 rectangles 1 1/2" x 2".	1/8 yd
4, 29, 30		5866-6	Cut 1 strip 2 1/2" wide. Cross-cut 8 squares 2 1/2" x 2 1/2", for fabric (4) Cut each square in half diagonally. Cut 8 strips 2" wide. Cross-cut 32 rectangles 2" x 9". (29, 30)	1/8 yd
5, 6		5869-9	Cut 2 strips 1" wide. Cross-cut 32 rectangles 1" x 2 1/2".	1/8 yd
7		5866-7	Cut 1 strip 1 1/2" wide. Cross-cut 8 squares 1 1/2" x 1 1/2". Cut each square in half diagonally.	1/8 yd
8, 9		5817-13	Cut 3 strips 1 1/2" wide. Cross-cut 32 rectangles 1 1/2" x 2 1/4". See Cutting Border Print directions.	1 3/8 yd this yardage includes fabric for second border and binding
10		5869-6	Cut 1 strip 3" wide. Cross-cut 8 squares 3" x 3". Cut each square in half diagonally.	1/8 yd
11,12		5817-17	Cut 4 strips 1" wide. Cross-cut 32 rectangles 1" x 4".	1/8 yd
13		5817-15	Cut 1 strip 2" wide. Cross-cut 8 squares 2" x 2". Cut each square in half diagonally.	1/8 yd
14,15		5897-1	Cut 4 strips 2" wide. Cross-cut 32 rectangles 2" x 4 1/2".	1/4 yd
16		5866-8	Cut 1 strip 3" wide. Cross-cut 8 squares 3" x 3". Cut each square in half diagonally.	1/8 yd
17, 18, 22		5866-9	Cut 4 strips 1 1/2" wide. Cross-cut 32 rectangles 1 1/2" x 5". (17, 18) Cut 1 strip 4" wide. Cross-cut 8 squares 4" x 4". Cut each square in half diagonally. (22)	1/3 yd
19		5897-3	Cut 1 strip 2 1/2" wide. Cross-cut 8 squares 2 1/2" x 2 1/2". Cut each square in half diagonally.	1/8 yd
20, 21, 25		5869-7	Cut 5 strips 2" wide. Cross-cut 32 rectangles 2" x 5 1/2". (20, 21) Cut 1 strip 3" wide. Cross-cut 8 squares 3" x 3". Cut each square in half diagonally. (25)	3/8 yd
23, 24		5869-8	Cut 6 strips 1 3/4" wide. Cross-cut 32 rectangles 1 3/4" x 6 1/2".	1/3 yd
26, 27		5817-16	Cut 7 strips 2 1/2" wide. Cross-cut 32 rectangles 2 1/2" x 7 1/2".	1/2 yd
28		5897-5	Cut 1 strip 4 1/2" wide. Cross-cut 8 squares 4 1/2" x 4 1/2". Cut each square in half diagonally.	1/8 yd
31		5897-4	Cut 1 strip 4" wide. Cross-cut 8 squares 4" x 4". Cut each square in half diagonally.	1/8 yd
32		5396-3	First border and third border - See Cutting Border Print directions	1 3/4 yds
Any Coordinating Backing Fabric				3 yds