
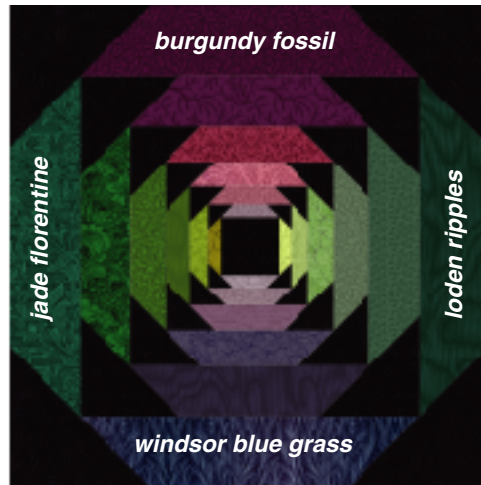


Compass



Pineapple / Block 1



Pineapple / Block 2

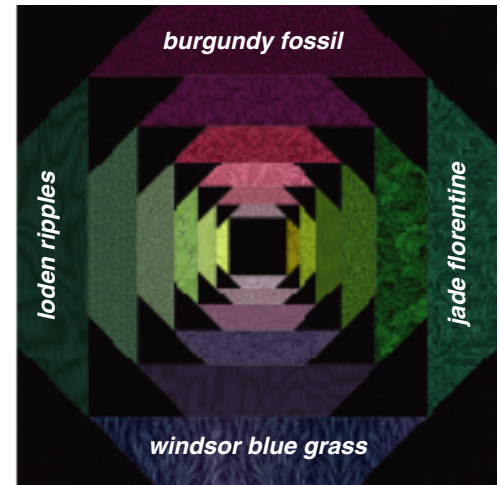



Diagram 9

Fabric Yardage Chart

This chart contains the yardage requirements for the quilt as shown on the pattern cover. For guidance with fabric placement within the blocks, refer to the diagrams illustrated throughout these instructions.



Fabric	Palette	Style	Amount
1	NP 50	2266-11	1/4 yd
2	NP 69	4735-4	1 1/4 yds
3	NP 37	4733-1	3 1/2 yds
4	NP 45	4730-4	1 yd
5	NP 48	9410-14	5 1/2 yds
6	NP 78	4730-7	1/8 yd
7	NP 79	4002-9	1/8 yd
8	NP 80	4735-5	1/4 yd
9	NP 81	4733-5	1/4 yd
10	NP 82	3302-4	3/8 yd
11	NP 83	4731-9	3/4 yd
12	NP 42	9414-28	1/4 yd
13	NP 41	4733-2	1/8 yd
14	NP 40	2767-10	5/8 yd
15	NP 39	3300-4	5/8 yd
16	NP 38	1702-10	7/8 yd
17	NP 74	4731-8	1/8 yd
18	NP 73	4734-4	1/8 yd
19	NP 72	4730-5	1/4 yd
20	NP 71	4733-3	1/4 yd
21	NP 70	9414-26	3/8 yd
22	NP 44	4731-4	1/4 yd
23	NP 46	4735-3	3/8 yd
24	NP 51	3301-4	3/4 yd
25	NP 43	4730-3	1/8 yd

Backing – any coordinating fabric 7 1/2 yds