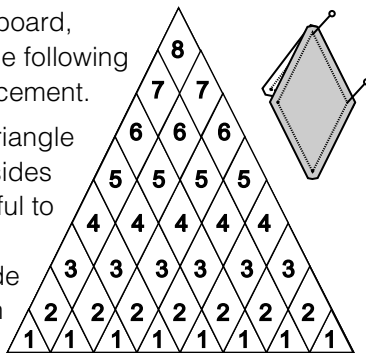
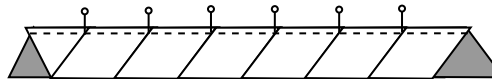


Lay fabrics out on felt wall or board, referring to color photo and the following layout diagram for proper placement.

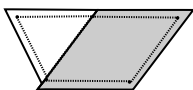
Begin on the left, and sew a triangle (T1) to a diamond (T2), right sides together. You may find it helpful to transfer the dot that indicates the 1/4" seam to the wrong side of the fabrics, and place a pin through these dots.



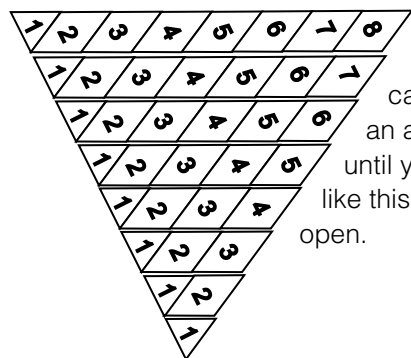
Pin the first row to the second row, right sides together. Do this by inserting a pin through the intersections of the seams 1/4" from the edge of the fabric. Leave this pin perpendicular to the fabrics.



Carefully finger press seam open. The top and bottom edges of this section should be aligned.



Next, add a pin on each side of the first. Do not remove the perpendicular pin in the intersection until right before stitching that area.



Add the next diamond, again carefully pinning and using an accurate seam. Continue, until you have sections that look like this. All seams are pressed open.

Stitch the seam, and finger press the fabrics open. Check for accuracy at the intersections and in placement. If necessary, correct any problems prior to pressing the seam open with iron. Continue until the entire section is pieced.

Complete all four triangles (Sections 2 and 3).

Sections Four and Five Cutting Directions



Using Template 4

Fabric ID for Sections 4A and 4B	Fabric ID for Sections 5A and 5B	Location	Cut number of 2 ³ / ₁₆ " strips from each fabric as listed below	Cut number of diamonds per section with right side of fabrics up	Total number of diamonds from each fabric
149 (9812-1)	149 (9812-1)	1	1	1	4
224 (1702-7)	224 (1702-7)	2	1	2	8
222 (9812-16)	205 (9812-19)	3	1	3	6
221 (9511-19)	204 (3300-2)	4	1	4	8
220 (2767-8)	145 (4000-2)	5	1	5	10
219 (9414-15)	144 (4001-1)	6	2	6	12
218 (2266-15)	209 (4002-8)	7	2	7	14
216 (4005-5)	215 (9812-5)	8	2	8	16
215 (9812-5)	216 (4005-5)	9	2	7	14
140 (3302-3)	212 (2768-4)	10	2	6	12
138 (2770-3)	213 (9412-3)	11	1	5	10
137 (2266-8)	137 (2266-8)	12	2	4	16
136 (2768-1)	135 (3302-2)	13	1	3	6
134 (2772-2)	134 (2772-2)	14	1	2	8
176 (9410-14)	176 (9410-14)	15	1	1	4