











Hearts and Flowers

By: Susan Branch
 Instructions by: Kerry Joho
 Quilt: 79 1/2" x 91"



All Seams are 1/4" – All strips are cut the width of the fabric (WOF)

Swatch	Fabric	Cutting Instructions	Yardage
	Fabric: 1 7102-01	Heart appliqués: Using your favorite appliqué method, cut hearts out from large heart template A. Template A is the true size of the finished appliqué heart. Be sure to add additional fabric for seam allowances for needle turn, etc. Each heart cluster uses two different fabrics. You will have 31 heart clusters in all (a total of 124 hearts with each cluster having 4 hearts using two different fabrics). Mix and match fabrics according to your preferences.	1/8 yard
	Fabric: 2 7108-01	See instructions for Fabric 1	1/8 yard
	Fabric: 3 7109-01	See instructions for Fabric 1	1/8 yard
	Fabric: 4 7110-02	See instructions for Fabric 1	1/8 yard
	Fabric: 5 7111-01	See instructions for Fabric 1	1/8 yard
	Fabric: 6 7111-02	See instructions for Fabric 1	1/8 yard
	Fabric: 7 7112-01	See instructions for Fabric 1	1/8 yard
	Fabric: 8 7112-02	See instructions for Fabric 1	1/8 yard