

FOUR SEASONS












Designed by Jinny Beyer • Instructions by Mimi Shimp

Finished Quilt Size: 73¹/₄" x 87¹/₄"

All seams are 1/4". All strips are cut the width of fabric, unless instructed otherwise. Carefully trim all selvages

The numbers in parentheses indicate the placement in the paper pieced tree block.

Fabric Requirements for the Summer Quilt – Colorway 3

Fabric #	Description	Fabric Swatch	Style #	Cutting Directions	Yardage
1	Tree block background		6060-02	Cut 10 strips 1 ¹ / ₄ " x width of fabric. Cross-cut into 20 strips 1 ¹ / ₄ " x 9 ³ / ₄ " and 20 strips 1 ¹ / ₄ " x 10 ¹ / ₂ ". Cut 12 strips 3" x width of fabric. From these fabrics cross-cut into 40 rectangles 3" x 9 ¹ / ₄ " (10) and 20 squares 3" x 3". Cut each square in half diagonally (2). Cut 10 strips 2 ¹ / ₂ " x width of fabric. Cross-cut 40 rectangles 2 ¹ / ₂ " x 3 ¹ / ₂ " (4) and 40 rectangles 2 ¹ / ₂ " x 6". Cut 8 strips 2 ³ / ₄ " x width of fabric (6). Cross-cut into 40 rectangles 2 ³ / ₄ " x 7 ¹ / ₂ " (8).	3 yds
2	Tree block		6059-03	Cut 4 strips 1 ¹ / ₄ " x width of fabric. Cross-cut into 40 strips 1 ¹ / ₄ " x 4 ¹ / ₂ " (1).	1/4 yd
3	Tree block		6059-31	Cut 5 strips 2 ¹ / ₂ " x width of fabric. Cross-cut into 40 strips 2 ¹ / ₂ " x 5" (3).	3/8 yd
4	Tree block		6057-03	Cut 8 strips 3 ¹ / ₄ " x width of fabric. Cross-cut into 40 strips 3 ¹ / ₄ " x 7 ¹ / ₄ " (5).	3/4 yd
5	Tree block		6060-03	Cut 8 strips 2 ³ / ₄ " x width of fabric. Cross-cut into 40 strips 2 ³ / ₄ " x 8" (7).	3/4 yd
6	Tree block		6061-03	Cut 8 strips 2" x width of fabric. Cross-cut into 40 strips 2" x 8" (9).	1/2 yd
7	Tree block and middle border		6058-03	Cut 1 strip 2" x width of fabric. Cross-cut into 20 squares 2" x 2". Cut 8 strips 3" x width of fabric for middle border.	1 1/2 yds
8	Alternate blocks and triangles		6056-03	Cut 3 strips 8 ¹ / ₂ " x width of fabric. Cross-cut into 12 squares 8 ¹ / ₂ " x 8 ¹ / ₂ ". Cut 2 strips 12 ¹ / ₂ " x width of fabric. Cross-cut into 4 squares 12 ¹ / ₂ " x 12 ¹ / ₂ ", then cut each square twice diagonally for side triangles. Cut 1 strip 8" x width of fabric. Cross-cut into 2 squares 8" x 8", then cut each square in half diagonally for corner triangles.	17/8 yds
9	Border Stripe		6055-03	Border Stripe. See Cutting Border Print directions.	8 yds
10	Dark green leaves		6058-03	Binding – Cut 8 strips 2 1/2" x width of fabric.	3/4 yd
11	Blue and gold floral		6056-03	Suggested Backing Fabric	5 1/2 yds