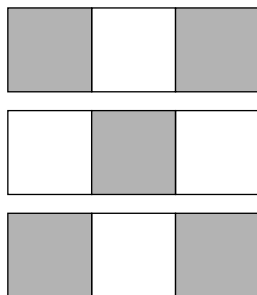
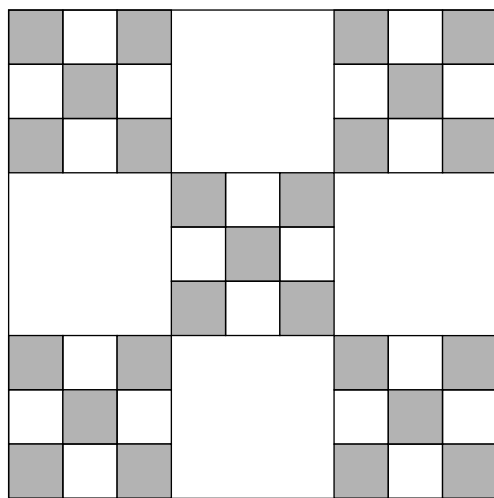


Lay out nine patch and sew together. Make 3 nine patches of each color.

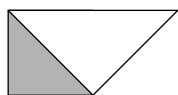


For each large nine patch block, select 5 different colors of nine patches and four 3 1/2" background squares. Lay out and sew together to make nine patches. You need 30 large nine patch blocks.

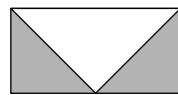


Block #2 – 20 Blocks

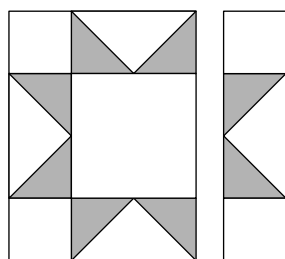
Sew a color 2 3/8" triangle to bottom left side of a background 4 1/4" triangle. Press toward corner.



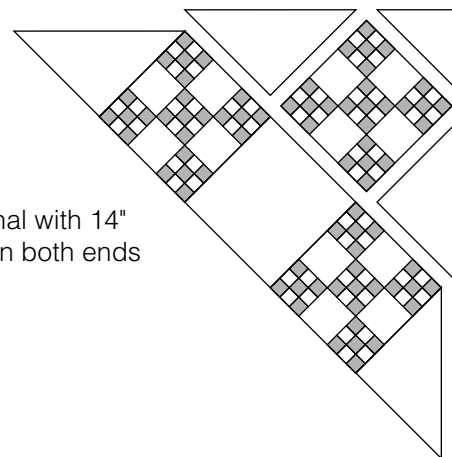
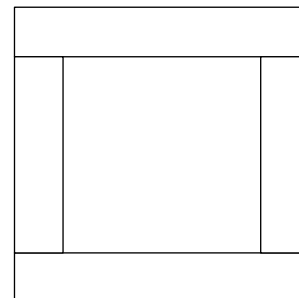
Sew same color 2 3/8" triangle to opposite side of background triangle. Press toward corner. Make four flying geese units.



Sew a flying geese unit to top and bottom of 3 1/2" background square. Press. Sew two 2" background squares on each end of last two flying geese units. Sew these on sides of block. Press.



Sew a 2" x 6 1/2" background piece to each side of block. Press. Sew a 2" x 9 1/2" piece to top and bottom of block. Press.



Lay quilt out on diagonal with 14" half square triangles on both ends of rows. Sew together.

Border #1 – Black Print

Sew two full 1 5/8" strips together, end to end. Make 4. Sew one strip to top and bottom of quilt. Press and trim. Sew one strip to sides of quilt. Press and trim.



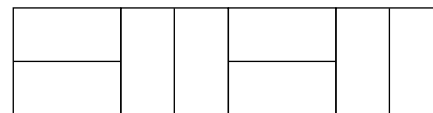
Border #2 – Background

Sew two full 3 3/4" strips together, end to end. Make 4. Sew one strip to top and bottom of quilt. Press and trim. Sew one strip to sides of quilt. Press and trim.

Border #3 - Assorted Colors

Sew two 1 1/2" strips of 1930s prints together lengthwise. Continue sewing remaining strips together in groups of two, mixing until you've sewn all strips together. Cut each group into 2 1/2" segments, cut seven per strip.

Sew one set of pieces horizontally to one set of pieces vertically until you have enough for top and bottom of quilt. Sew on and press. Do the same for the sides.



Border #4 - Background

Sew two full 5" strips together, end to end. Make 4. Sew one strip to top and bottom of quilt. Press and trim. Sew a one half strip 5" x 21" to two remaining strips. Sew to sides of quilt. Press and trim.

Binding – Yellow Print

(10) – 2 1/4" Strips WOF.