























Enchanting Stars

Finished Quilt Size: 60" x 60"

Finished Block Size: 8"

Seam Allowance: 1/4"

	QP#	Fabric Style	Block Id.	Template	Cut Strips	Pieces per Block	Pieces per Quilt	Yardage	
	105	Apple Green Aster 4002-1	1	B	[1] 2 1/2" x WOF [width of fabric]	4	8	1/4 yard	
	172	Lagoon Primrose 4004-3	1	C	[1] 2" x WOF	4	8	1/4 yard	
	110	Spruce Aster 4002-2	1	D	[1] 2 1/2" x WOF	4	8	1/4 yard	
	163	Olive Tapestry 4005-2	2	B	[1] 2 1/2" x WOF	4	8	1/4 yard	
	161	Safari Wave 4001-2	2	C	[1] 2" x WOF	4	8	1/4 yard	
	158	Chocolate Primrose 4004-2	2,5	D	[2] 2 1/2" x WOF	4	16	1/4 yard	
	147	Pink Aster 4002-4	3	B	[1] 2 1/2" x WOF	4	8	1/4 yard	
	197	Fuchsia Aster 4002-7	3	C	[1] 2" x WOF	4	8	1/4 yard	
	193	Grape Pinecone 2266-14	3	D	[1] 2 1/2" x WOF	4	8	1/4 yard	
	201	Poppy Pansy 3303-7	4	B	[1] 2 1/2" x WOF	4	8	1/4 yard	
	200	Scarlet Bud 2652-9	4	C	[1] 2" x WOF	4	8	1/4 yard	
	195	Magenta Aster 4002-6	4	D	[1] 2 1/2" x WOF	4	8	1/4 yard	
	218	Bronze Pinecone 2266-15	5	B	[1] 2 1/2" x WOF	4	8	1/4 yard	
	216	Paprika Tapestry 4005-5	5	C	[1] 2" x WOF	4	8	1/4 yard	
	190	Plum Rose 3302-9	6	B	[2] 2 1/2" x WOF	4	12	1/4 yard	
	192	Violet Wave 4001-4	6	C	[1] 2" x WOF	4	12	1/4 yard	
	194	Burgundy Primrose 4004-4	6	D	[2] 2 1/2" x WOF	4	12	1/4 yard	
	116	Sea Blue Pinecone 2266-13	7	B	[2] 2 1/2" x WOF	4	12	1/4 yard	
	119	Copen Tapestry 4005-1	7	C	[1] 2" x WOF	4	12	1/4 yard	
	174	Teal Tapestry 4005-3	7	D	[2] 2 1/2" x WOF	4	12	1/4 yard	
		White Marble 9812-32	All	A, AR	[16] 2 7/8" x WOF	4A, 4 AR	64, 64	1 1/2 yards	
		Dark Marble 9812-102	Borders, Setting Triangles*						2 1/2 yards

*Outer Borders, Setting Triangles

1. From *Dark Marble (9812-102)*, first cut borders from lengthwise of fabric. Cut [2] strips 4 1/2" x 51 1/4" for sides. Cut [2] strips 4 1/2" x 59 1/4" for top and bottom.
2. From remaining fabric along fold cut [9] 8 1/2" squares for setting squares [SS].
3. From remaining fabric cut [3] 13" squares. Cut in half on the diagonal twice to make [12] large setting triangles [LT]. ☒
4. Cut [2] 6 3/4" squares. Cut in half on the diagonal once to make [4] small setting triangles [ST]. ☐ Both ST and LT are cut slightly larger than needed.
5. From each colored fabric cut [4] 3" squares. [76] are needed to make border strips. Discard [4].