



















Finish by sewing on the 1 – 9<sup>3</sup>/<sub>4</sub>" half-square triangles to each of the quilt's corners. Center the triangles on the corner, and trim to square off corners even with the rest of the quilt.

Layer, baste, and quilt. Bind with 1 – 2<sup>1</sup>/<sub>4</sub>" strips, sewing

them together with a bias seam, folding them in half, wrong sides together, and sewing on to the quilt, matching raw edges, with a 1/4" seam.

ENJOY!

### FABRIC REQUIREMENTS

Fabric	Swatch	Style #	Placement	Yardage
A		5325-4	lone star, small stars, and border	1 1/2 yards
B		5325-3	lone star, small star	2/3 yard
C		5320-3	lone star, small star	5/8 yard
D		5325-2	lone star	2/3 yard
E		5320-5	lone star, small star	7/8 yard
F		5325-6	lone star, small star	3/4 yard
G		5320-1	lone star, small star	3/4 yard
H		5324-5	lone star, small star, and border	1 5/8 yards
I		5320-2	lone star, small star, border, and binding	3 yards
J		5320-4	lone star, small star	3/4 yard
K		5325-5	small star, border	1/2 yard
L		5324-2	small star	1/4 yard
M		5324-4	small star	1/4 yard
N		5320-6	small star	1/4 yard
O		5324-6	small star, border	1/2 yard
P		5324-3	small star	1/4 yard
Q		5325-1	background small stars and border	3 1/8 yards
R		5319-1	background surrounding lone star	3 7/8 yards