






Chains of Elegance

Designed by Rhoda Nelson






Finished Quilt Size 63" x 83"

Fabric Yardage Requirements






Pink Colorway #1

Fabric Swatch	Style #	Block & Placement	Description	Yardage
	4571-1	(A) Center Blocks & Outer Border	Large Pink Multicolor Floral	3 ³ / ₄ yards
	4578-3	(B) Middle Border & Squares	Medium Green Floral Vine	2 ¹ / ₂ yards
	4574-1	(C) Inner Border & Squares	Large Dark Pink Tonal Floral	1 ¹ / ₂ yards
	4574-1	Binding	Large Dark Pink Tonal Floral	3/4 yard
	4580-1	Backing	Pink Boudoir Ticking Stripe	5 yards

Blue Colorway #2

Fabric Swatch	Style #	Block & Placement	Description	Yardage
	4571-2	(A) Center Blocks & Outer Border	Large Blue Multicolor Floral	3 ³ / ₄ yards
	4582-21	(B) Middle Border & Squares	Small Blue Tonal Polka Dot	2 ¹ / ₂ yards
	4574-2	(C) Inner Border & Squares	Large Blue Tonal Floral	1 ¹ / ₂ yards
	4574-2	Binding	Large Blue Tonal Floral	3/4 yard
	4580-2	Backing	Blue Boudoir Ticking Stripe	5 yards

Yellow Colorway #3

Fabric Swatch	Style #	Block & Placement	Description	Yardage
	4571-3	(A) Center Blocks & Outer Border	Large Yellow Multicolor Floral	3 ³ / ₄ yards
	4574-3	(B) Middle Border & Squares	Large Green Tonal Floral	2 ¹ / ₂ yards
	4582-3	(C) Inner Border & Squares	Small Yellow Tonal Polka Dot	1 ¹ / ₂ yards
	4582-3	Binding	Small Yellow Tonal Polka Dot	3/4 yard
	4580-3	Backing	Green Boudoir Ticking Stripe	5 yards

Cutting Instructions

Center Blocks and Outer Border – Large Multicolor Floral

Cut 13 strips 2¹/₂" wide. Take 6 strips and cut into 2¹/₂" x 6¹/₂" pieces. You need 34 pieces. (These are the top and bottom of Block B - Group 2)

Fussy cut a total of 17 – 6¹/₂" squares. Pick one special flower to center in your square. Cut 3 strips 6¹/₂" wide.

Middle Border & Squares (See Fabric Requirements)

Cut 25 strips 2¹/₂" wide.

Inner Border & Squares (See Fabric Requirements)

Cut 14 strips 2¹/₂" wide.

Dark Pink Tonal – Cut 14 strips 2¹/₂" wide.



Block A
Colorway #1



Group 1
(Make 3 sets)