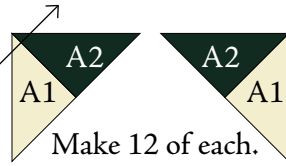


Read entire pattern before beginning. Use 1/4" seam allowances unless stated otherwise.

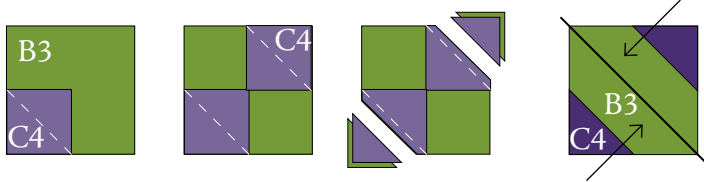
NOTE: B3 = Fabric 3 cut B

DIRECTIONS

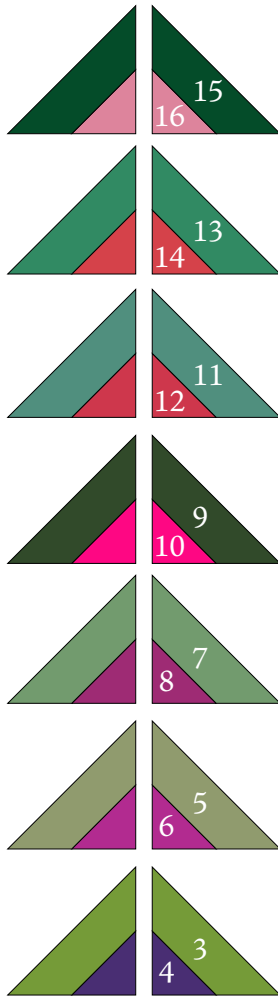
1. Sew the A1 and A2 triangles together. Make 12 of each shown here. They are mirror images! Press the seam allowances in the direction indicated by the arrows.



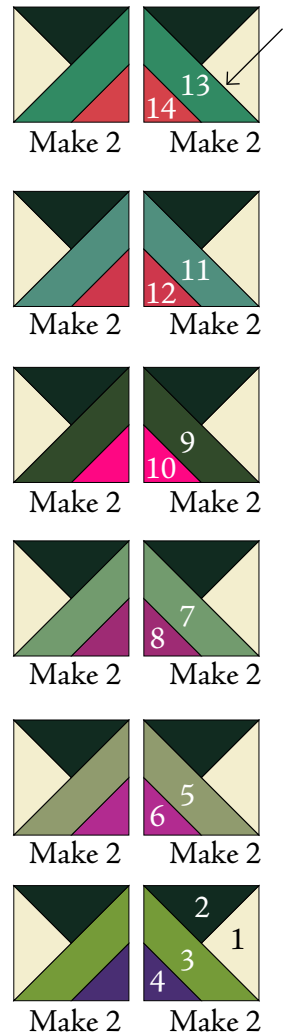
2. Sew the C squares to a B square. Sew directly on the marked or creased line. Trim the excess corners leaving a 1/4" seam allowance. Cut each B square in half diagonally. Repeat for the second of each color combination shown below.



Make 2 of each.



3. Sew the A triangle units and the C/B units into blocks as indicated. Press away from the A triangle units. Be aware they are mirror image blocks. Make 2 of each color combination and rotation (mirror image).



Four Seasons blocks measure 4-1/2" square (4" finished).

4. Sew the units into 2 table runner halves. Press.

